

CTA

Consolidated Tape Association


MFT File Upload Process

URL: <https://mftus.nyx.com/>

User Name: mdc_*****

Password: System issued password as notified via e-mail.

Helpful Hint: Do not “copy & paste” your assigned User Name & Password from the e-mail notification(s) into <https://mftus.nyx.com/>, please type them, to avoid error message(s).



axway ST Web Client
Powered by Axway AMPLIFY™.

Welcome.

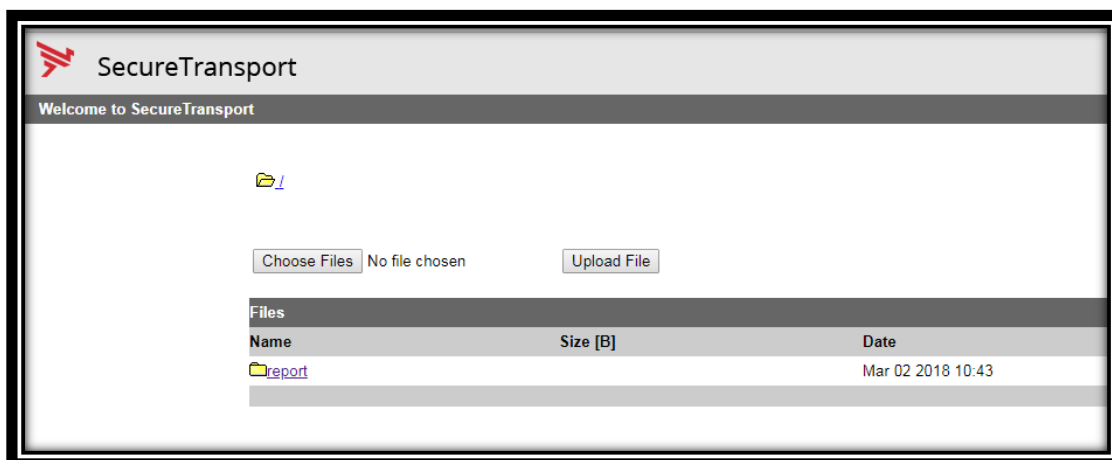
User ID

Password

Sign in

Forgot your password?

Click on the **Report** folder:



SecureTransport

Welcome to SecureTransport

report

Choose Files No file chosen Upload File

Name	Size [B]	Date
report		Mar 02 2018 10:43

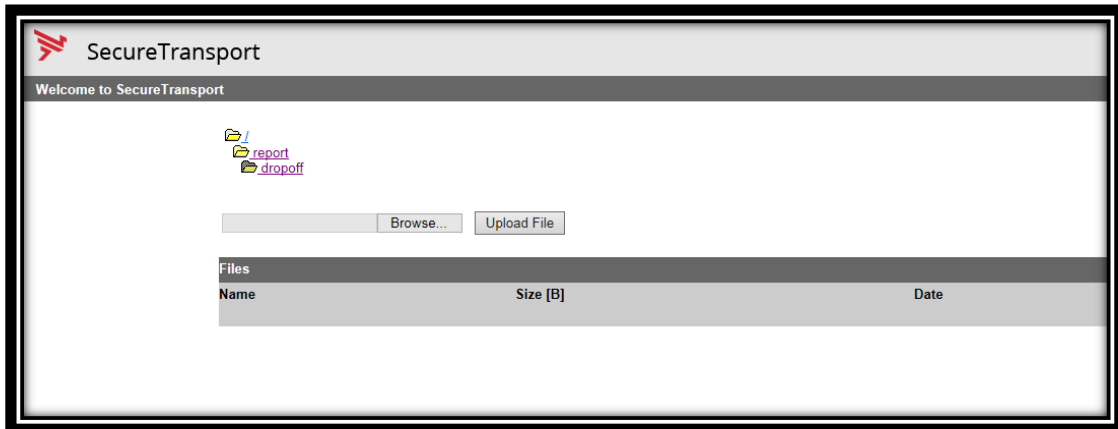
It expands to display “dropoff” and “pickup” subfolder choices:

Select: “**dropoff**” folder

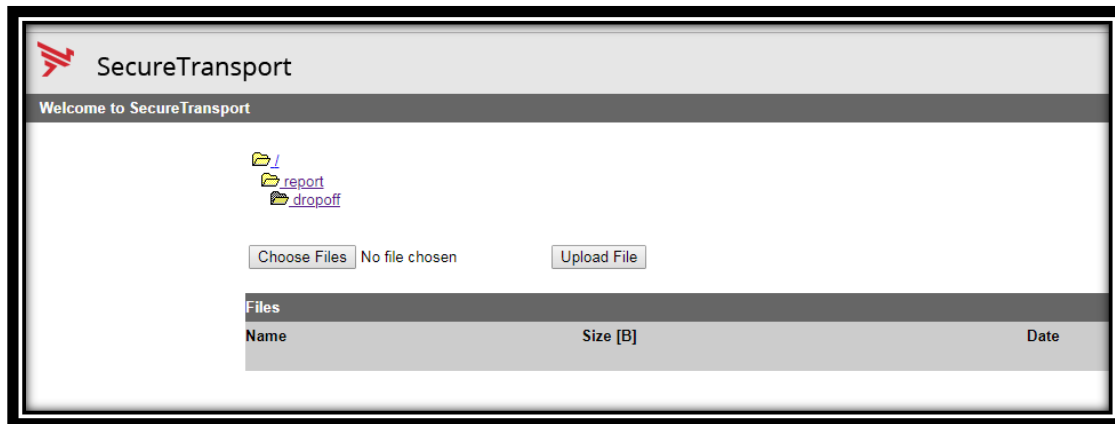
For Chrome/Safari Select: **Choose Files** option to select the file to upload from your PC, and select **Upload File** to complete the upload.



For Internet Explorer/Firefox Select: The **Browse** option to select the file to upload from your PC, and select **Upload File** to complete the upload.



Note: Once uploaded, the uploaded file disappears from view almost immediately.



Shortly thereafter an NYSE File Delivery Notification (Exhibit B) will be e-mailed from UCertCompliance@nyse.com to the provided Group e-mail on the MFT Form.

This validates that the file was successfully uploaded, to the correct destination.